


# Heather Hill Elementary School



Heather Hill

---

School Improvement Plan 2009-2010



# Overview of Presentation

---


- Mission Statement
- Achievements
- Data – ISAT, NWEA, SWIS
- Goals/Outcomes
- SMART Goals
- Strategies for Improvement



# Mission Statement

---

- The mission of Heather Hill School is to develop the greatness and diverse gifts of each child.
  - We will:
    - Advance academic growth
    - Maintain high expectations
    - Nurture and inspire a love of learning



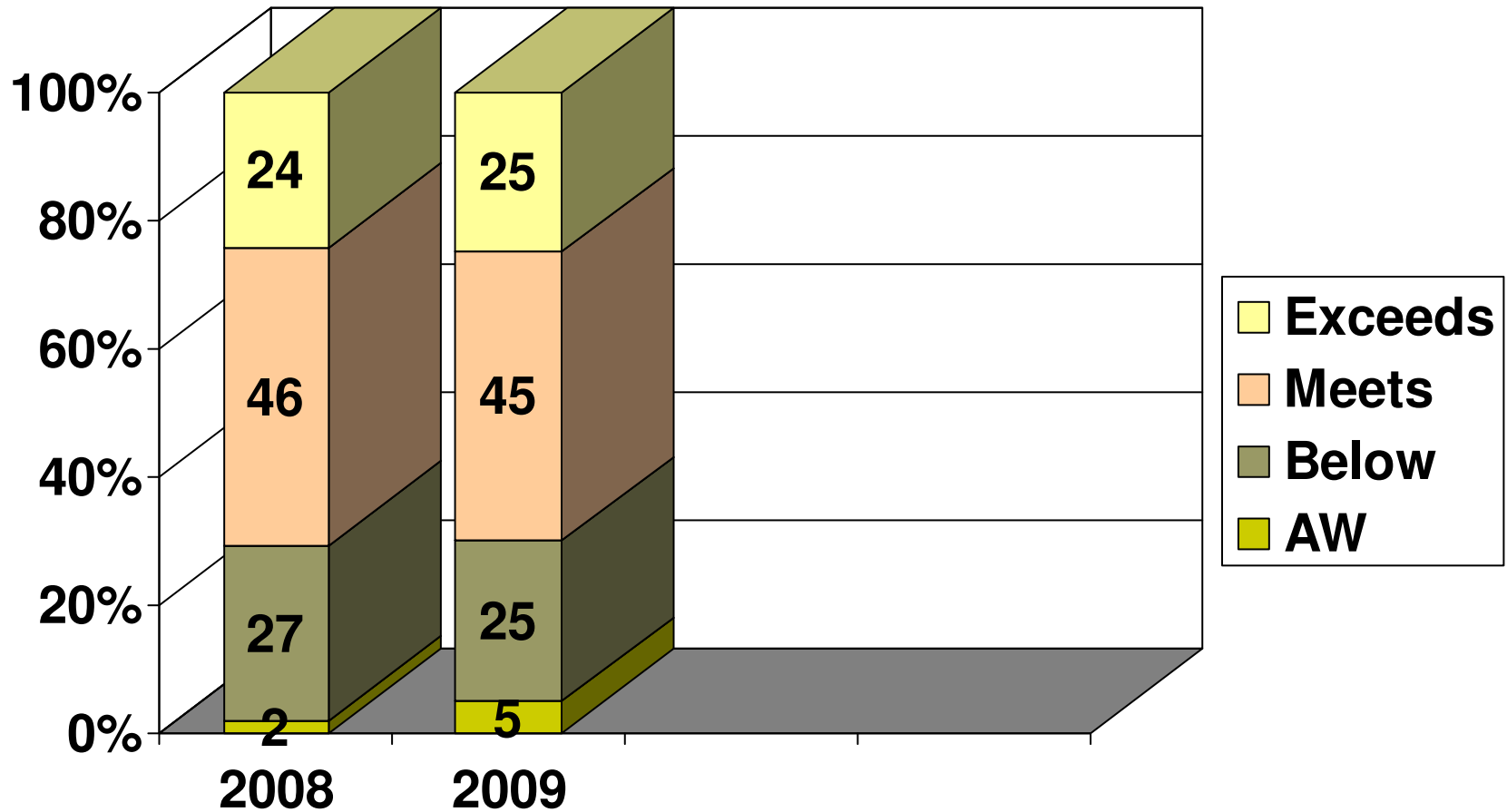


# Achievements

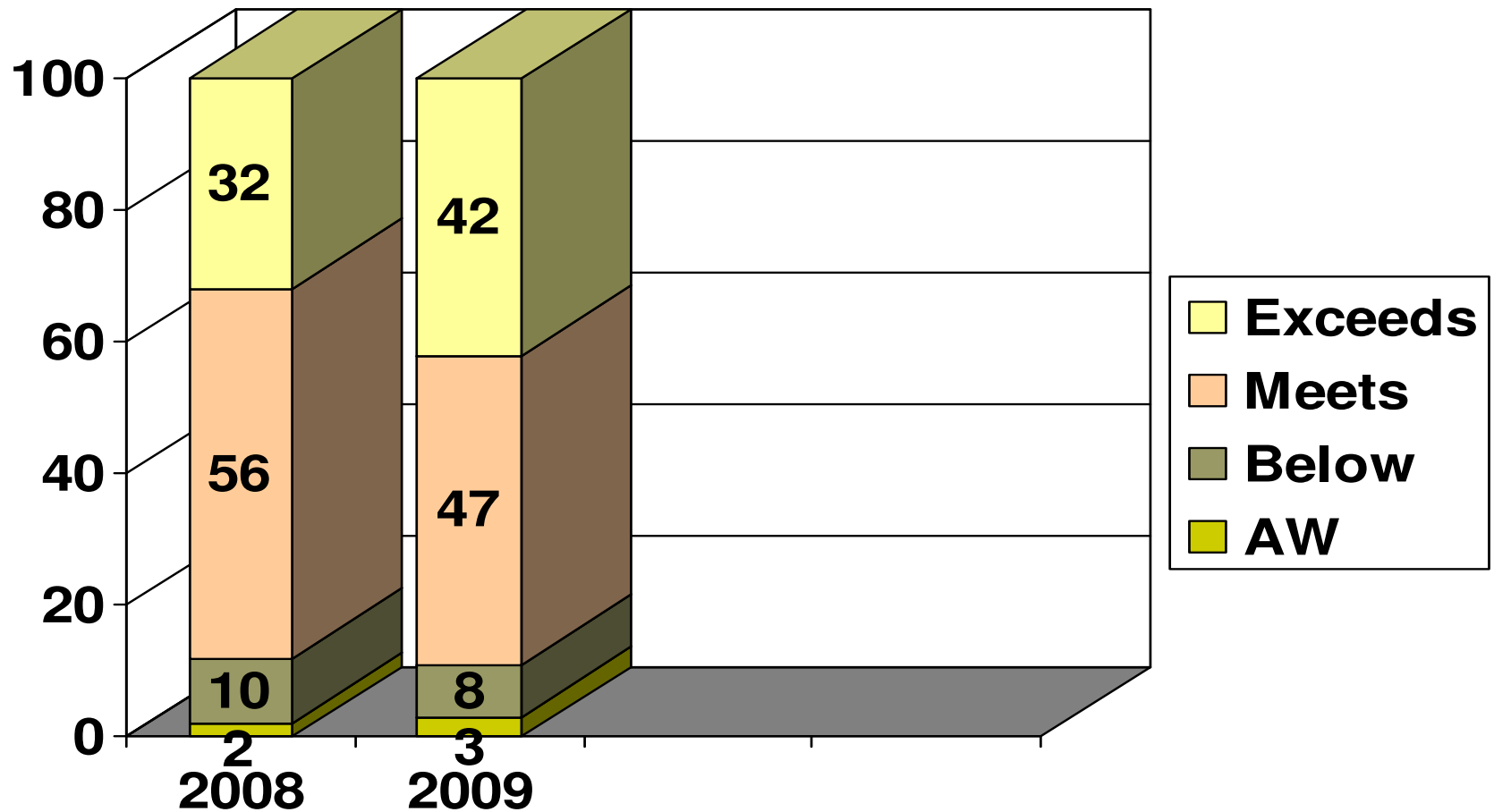
---

- 89% of students in grades 3,4, and 5 met or exceeded standards in math.
- 77% of students in grades 3, 4, and 5 met or exceeded standards in reading, which was an increase of 5% from the previous year.
- Increased the number of students demonstrating positive behavior as noted by the SWIS data.

# 3<sup>rd</sup> Grade ISAT Reading Data



# 3<sup>rd</sup> Grade ISAT Math Data



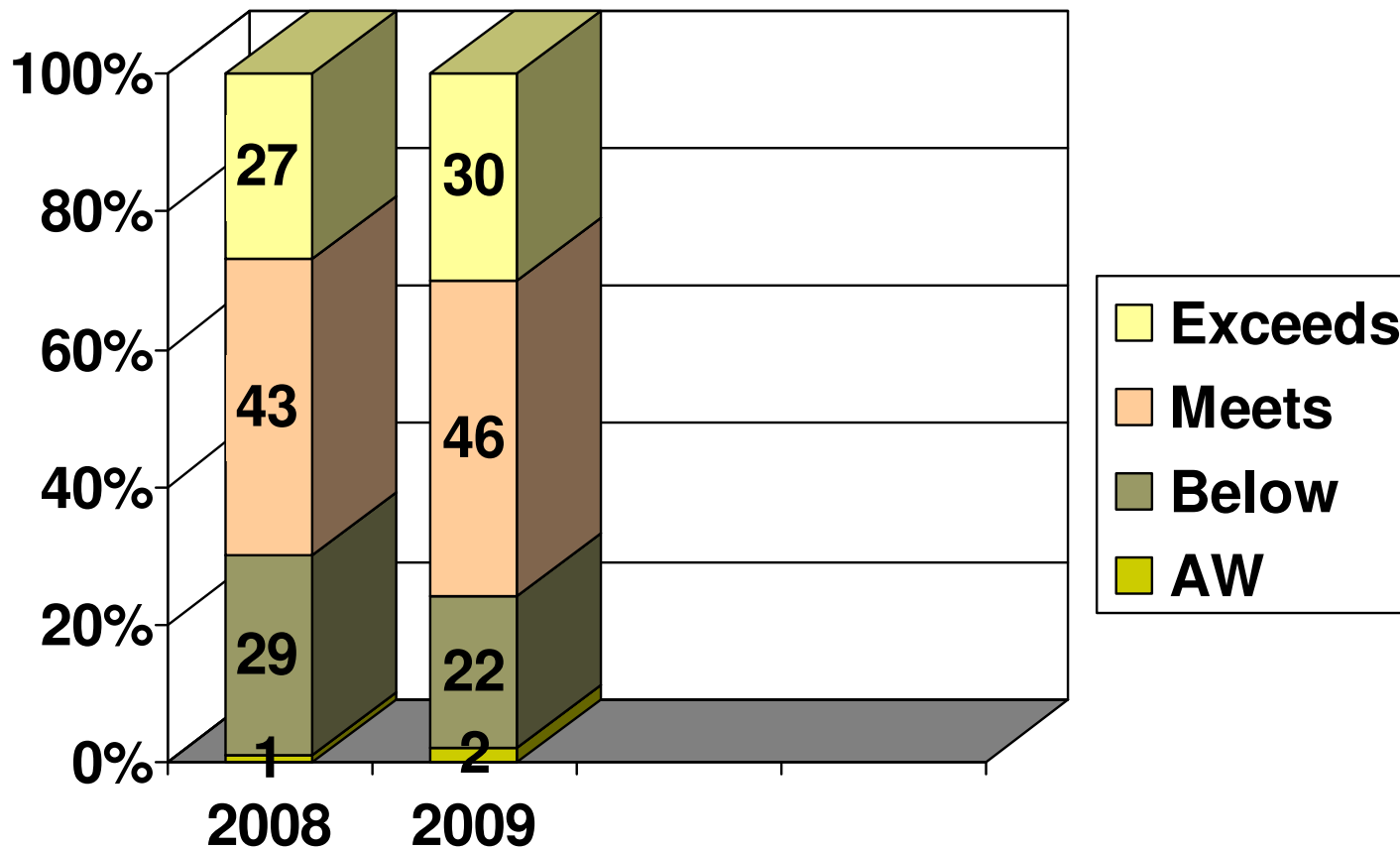


2009 Third Grade ISAT Scores  
Total % Students Meeting and Exceeding  
Expectations

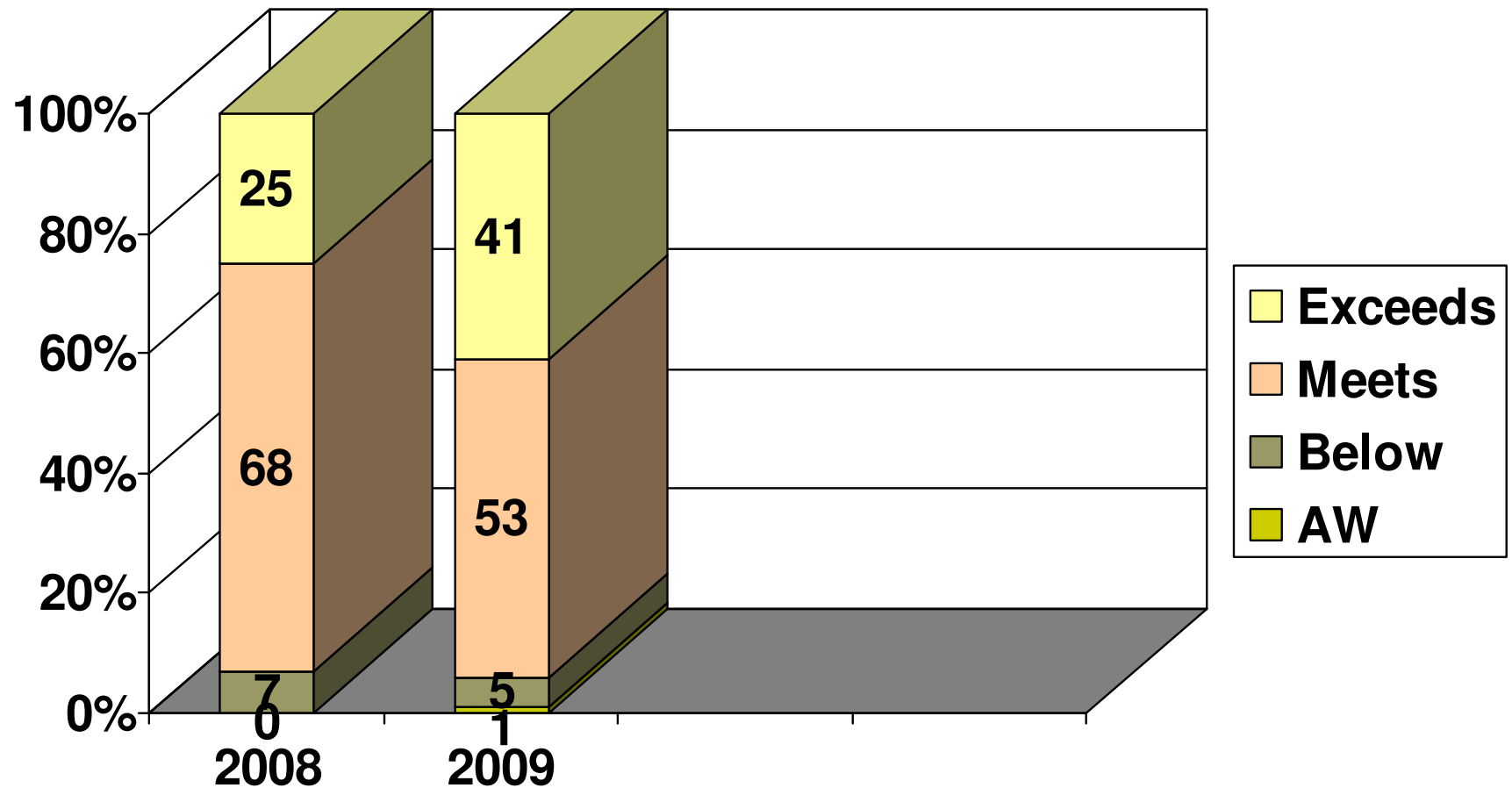
---

Grade 3	2008	2009	Growth
Reading	70%	70%	0%
Math	88%	89%	+1%

# 4<sup>th</sup> Grade ISAT Reading Data



# 4<sup>th</sup> Grade ISAT Math Data



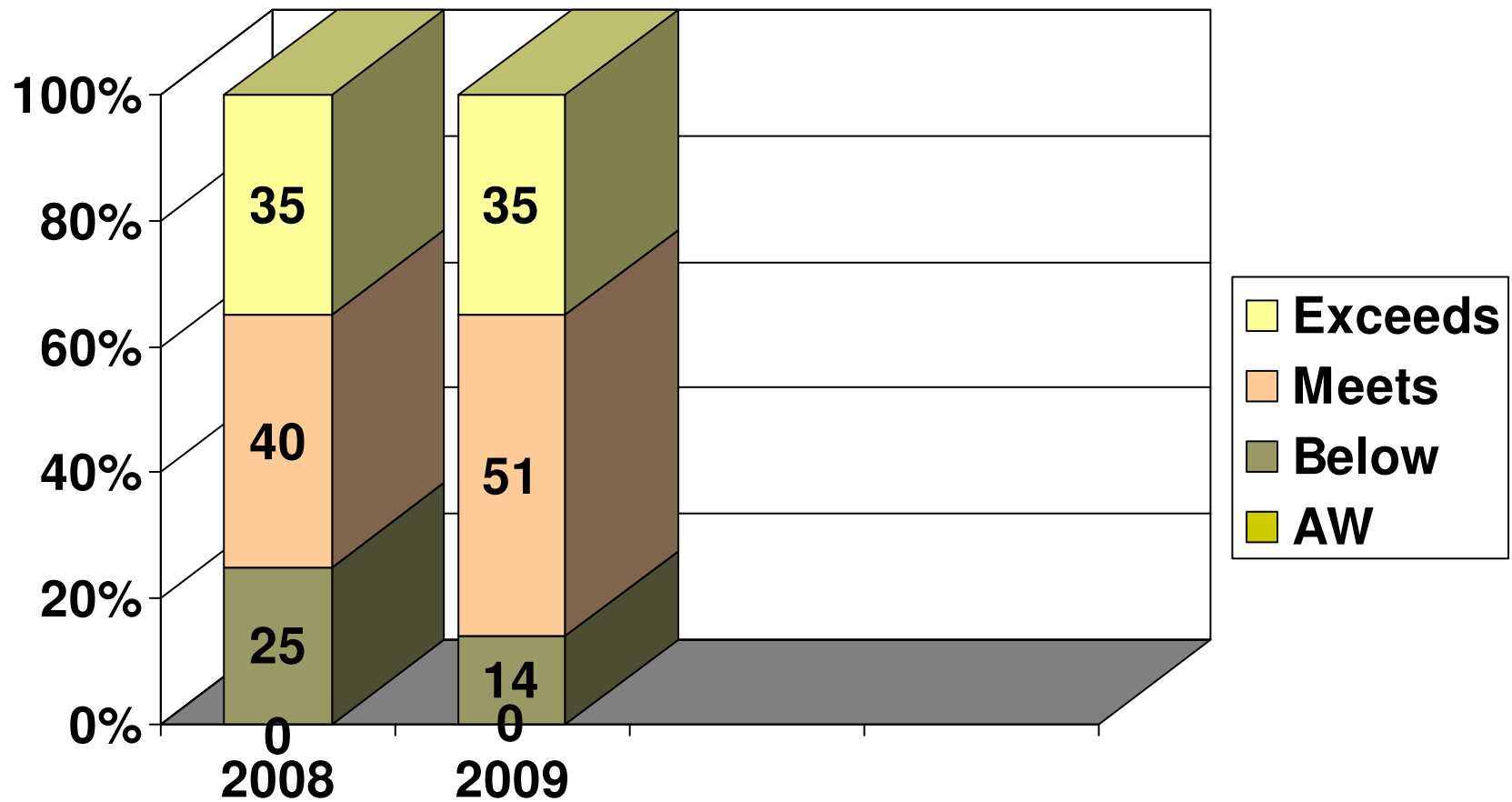


2009 Fourth Grade ISAT Scores  
Total % Students Meeting and Exceeding  
Expectations

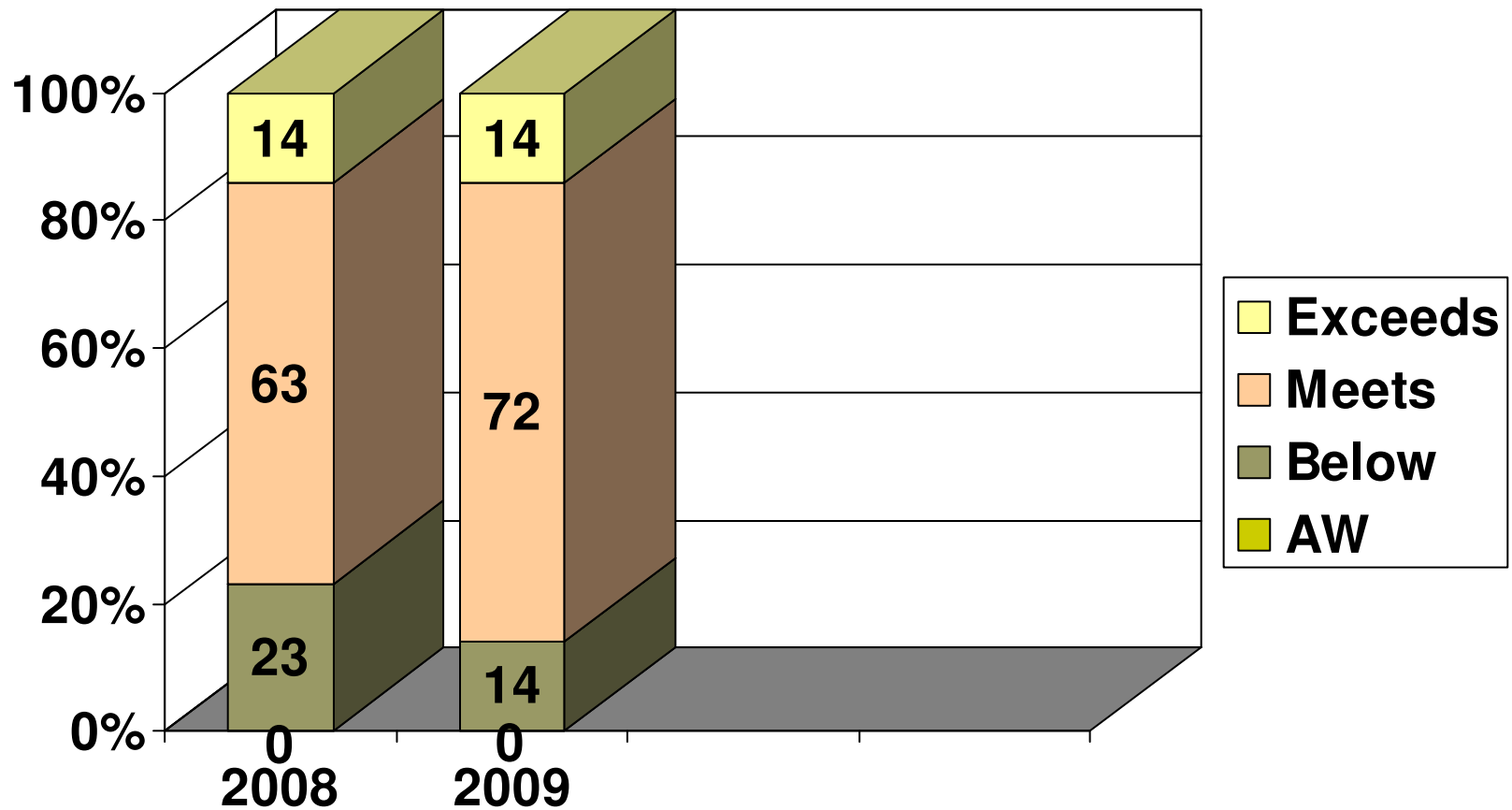
---

Grade 4	2008	2009	Growth
Reading	70%	76%	+6%
Math	93%	94%	+1%

# 5<sup>th</sup> Grade ISAT Reading Data



# 5<sup>th</sup> Grade ISAT Math Data





2009 Fifth Grade ISAT Scores  
Total % Students Meeting and Exceeding  
Expectations

---

Grade 5	2008	2009	Growth
Reading	75%	86%	+11%
Math	77%	86%	+9%

# 3<sup>rd</sup>, 4<sup>th</sup>, and 5<sup>th</sup> 2007-2009 ISAT Cohort Data - Reading


---

	2007	2008	2009
Grade 3	68%		
Grade 4		70%	
Grade 5			86%

# 3<sup>rd</sup>, 4<sup>th</sup>, and 5<sup>th</sup> 2007-2009 ISAT Cohort Data - Math


---

	2007	2008	2009
Grade 3	93%		
Grade 4		93%	
Grade 5			86%



NWEA  
Fall 2008-Spring 2009  
Reading

Grade	Fall 2008	Spring 2009	Mean Growth
Grade 3	187.0	197.7	10.7
Grade 4	201.1	208.5	7.4
Grade 5	208.5	215.8	7.3



NWEA  
Fall 2008-Spring 2009  
Math

Grade	Fall 2008	Spring 2009	Mean Growth
Grade 3	188.5	200.5	12.0
Grade 4	202.7	213.0	10.3
Grade 5	211.8	221.5	9.7



# SWIS Data as of November 6, 2009

<b># of Referrals</b>	<b># of Students</b>	<b>% of Referrals</b>
<b>0-1</b>	<b>275</b>	<b>96%</b>
<b>2 - 5</b>	<b>12</b>	<b>4%</b>
<b>6 or more</b>	<b>0</b>	<b>0%</b>



# School Improvement Reading Goal for 2008-2009

---

□ **Goal:**

- To increase the number of students who read with understanding and fluency as measured by the ISAT and NWEA by 5%

□ **Outcome:**

- There was an increase from 72% of students in grades 3, 4, and 5 in 2008 that met or exceeded in Reading in comparison to 77% in 2009.
- As measured by the 2008-2009 NWEA, there was an average increase of 8.5 mean RIT growth for students in grades 3-5 in Reading.



# School Improvement Math Goal for 2008-2009

---

□ **Goal:**

- To increase the number of students who meet or exceed on the Math as measured by the ISAT and NWEA by 5%

□ **Outcome:**

- 89% of students in grades 3, 4, and 5 met or exceeded standards in Math. ISAT data indicates that students demonstrated no significant increase in achievement in this area.
- As measured by the 2008-2009 NWEA, there was an average increase of 10.7 mean RIT growth for students in grades 3-5 in Math.



## School Improvement Extended Response Goal for 2008-2009

---

- **Goal:**
- To increase achievement in extended response for Reading and Math by 5%
- **Outcome:**
- ISAT data indicates that students demonstrated no significant increase in achievement in Reading.
- There was an average growth of 14.3% for students in grades 3-5 in Math.



# School Improvement Discipline Goal for 2008-2009

---

- **Goal:**
- To increase the number of students demonstrating positive behavior as noted by the SWIS data
- **Outcome:**
- The number of students receiving 2 or more referrals decreased from 6% as reported in November of 2008 to 4% as reported in November of 2009 as noted by the SWIS data.



# 2009-2010 Reading Goal

---

- To increase achievement in Reading as measured by the ISAT by 5%
- **Strategies:**
  - Use data to identify needs, develop strategies, and enhance instruction
  - Small group intensive comprehension instruction
  - Expansion of teachers' resource bank of vocabulary strategies
  - Continue professional development in Reading



# 2009-2010 Math Goal

---


- To increase achievement in Math as measured by the ISAT by 3%
- **Strategies:**
  - Use data to identify needs, develop strategies, and enhance instruction
  - Continue professional development in Math




# 2009-2010 Discipline Goal

---

- To increase the number of students demonstrating positive behavior as noted by the SWIS data
- **Strategies:**
- Restructured PBIS program to increase parent communication
- Continue implementation of CHARACTER COUNTS! to support PBIS program



# Heather Hill Staff



We accept learning as the fundamental purpose of our school. We examine all practices. We assess our effectiveness on the basis of results rather than intentions.

*Professional Learning Communities  
Dr. Richard and Rebecca DuFour*